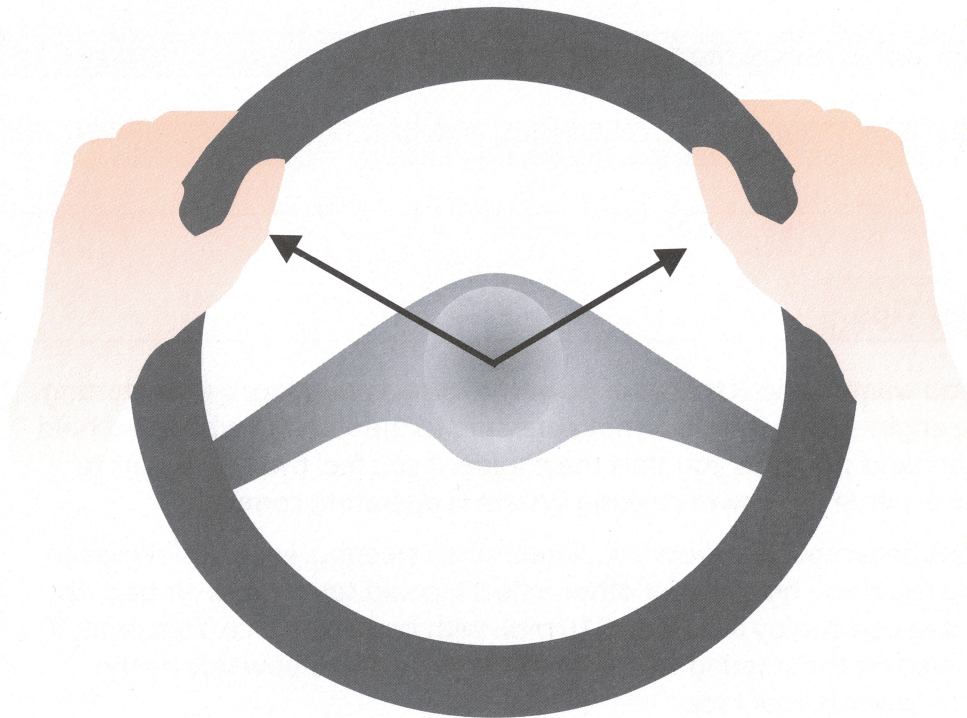


The Steering Wheel

Purpose: To allow the driver a means of controlling and changing the direction in which the vehicle is travelling. It controls the steering mechanism which, in most cars turns only the front wheels.

Use: The wheel is best operated with the hands at the 'ten-to-two' position, and turned using the 'pull-push method' (illustrated left and below). It should be held lightly but firmly and should not be allowed to spin back through the hands after turning. Keep both hands on the wheel whilst driving unless you are changing gear or working another control. Never take both hands off the wheel at the same time and do not cross your hands over on the steering wheel when you are turning.

Steering Lock: When the steering is turned, left or right, as far as it will go, you will have reached what is known as full left lock or full right lock. The number of turns varies from vehicle to vehicle.



The correct hand positions 10 to 2

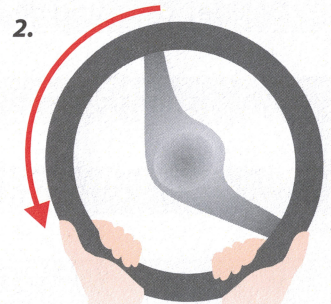
The Pull - Push Method

1.



Left hand slides up

2.



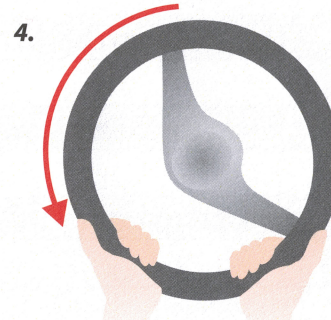
Left hand pulls down
Right hand slides down

3.



Left hand slides up
Right hand pushes up

4.



Left hand pulls down
Right hand slides down

Turning Right uses the same motions, but with left and right hand movements reversed.

With compliments from

Wayne Kriehn

www.learntodrive.uk.com

07961 312899 or 01428 654059

ADI Number 372505

